

User guide


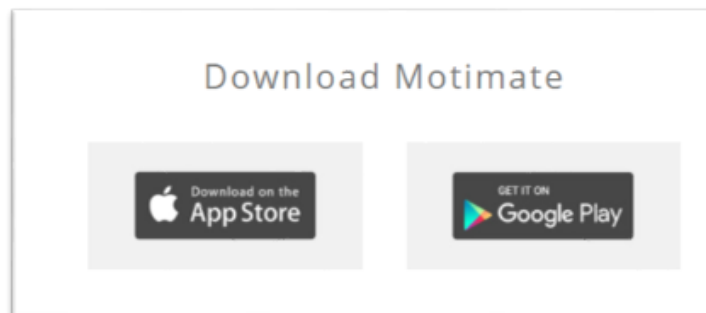
motimate 



How to download and access Motimate on your phone?

Step 1

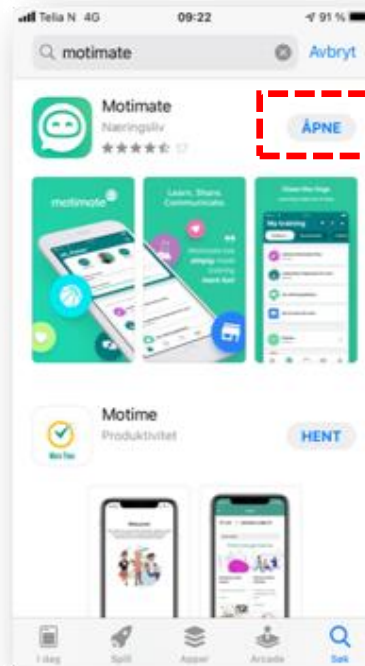
Download "Motimate-App" from App Store or Google Play



Motimate on PC: <https://motimate.app/af/>

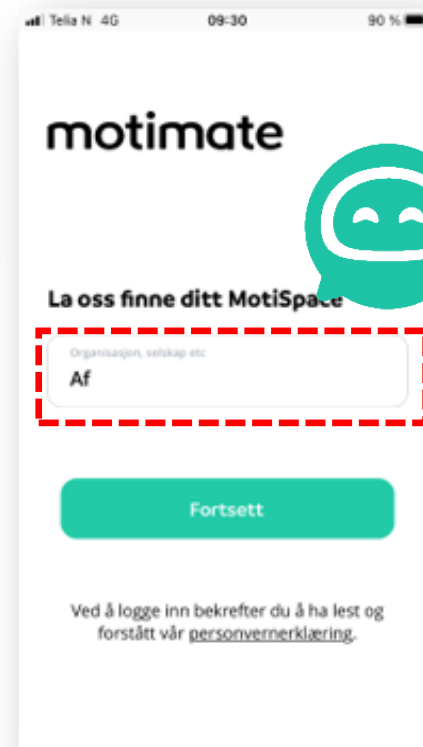
Step 2

Open Motimate App



Step 3

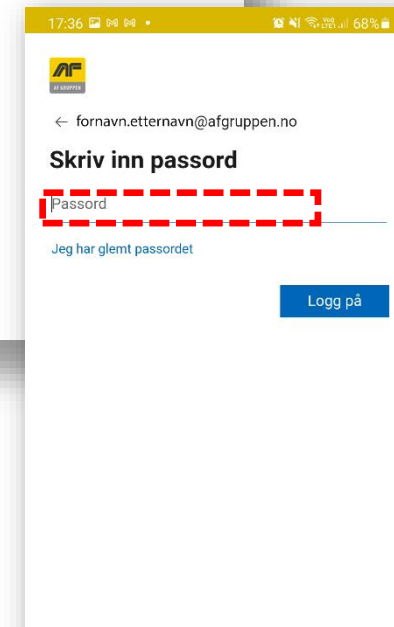
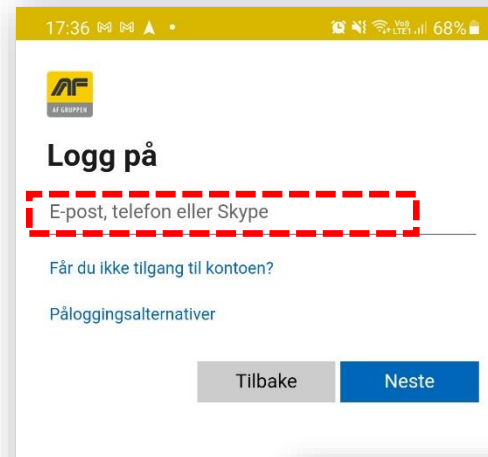
Write «Af» in your MotimateSpace. (Note that Betonmast users should write Betonmast, Åsane users should write Aabf, Consolvo users should write Consolvo)



Motimate on PC: <https://motimate.app/af/>

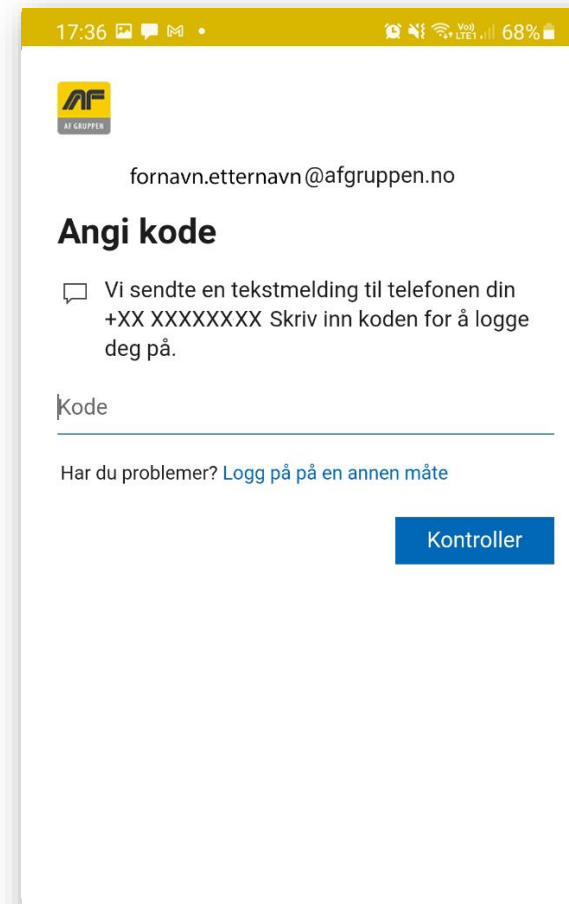
Step 4

Log in with your work e-mail adress and your Windows password (the same password you use to log on your work computer, or access your e-mail) If you don't have a work e-mail account, please see log in guide for externals.



Step 5

Some may experience having to write a control code. You will receive this code in a text to your phone. Enter the code and click «Control»



Step 6

Congratulations! You have successfully accessed Motimate.

To change your preferred language, follow the three steps to the right. (Settings → Preferred language)

